



# **Uniform Policy Leaders Training**

19 March 2014



# AR 670-1 CHANGES

- ❑ Punitive Policies & Accompanying DA Pam
- ❑ Male Grooming Standards
- ❑ Female Grooming Standards
- ❑ Fingernails
- ❑ Jewelry
- ❑ Tattoo & Branding
- ❑ Other Updates & Clarification
- ❑ How to Recommend Changes
- ❑ Other Administrative Actions





## AR 670-1 & DA PAM

- ❑ Portions of AR 670-1 and most of the appearance and grooming chapter are **punitive**
- ❑ Violations of the punitive sections by Soldiers may result in adverse administrative and/or charges under the provisions of the Uniform Code of Military Justice (UCMJ).
- ❑ Repackaged: Split current regulation
  - ❑ AR: contains policy; revisions normally take 12-18 months
  - ❑ DA PAM: contains procedures for implementing the policy; revisions normally take 90-120 days





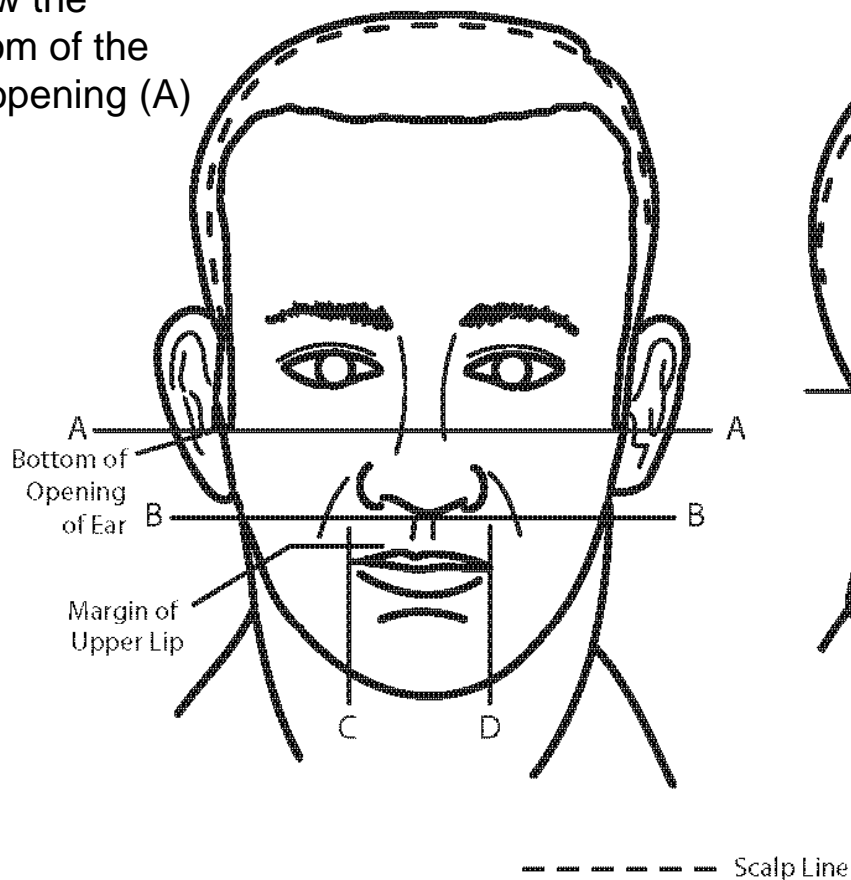
# MALE GROOMING STANDARDS

- ❑ Added unauthorized hairstyles
- ❑ Added figures
- ❑ Defined sideburns

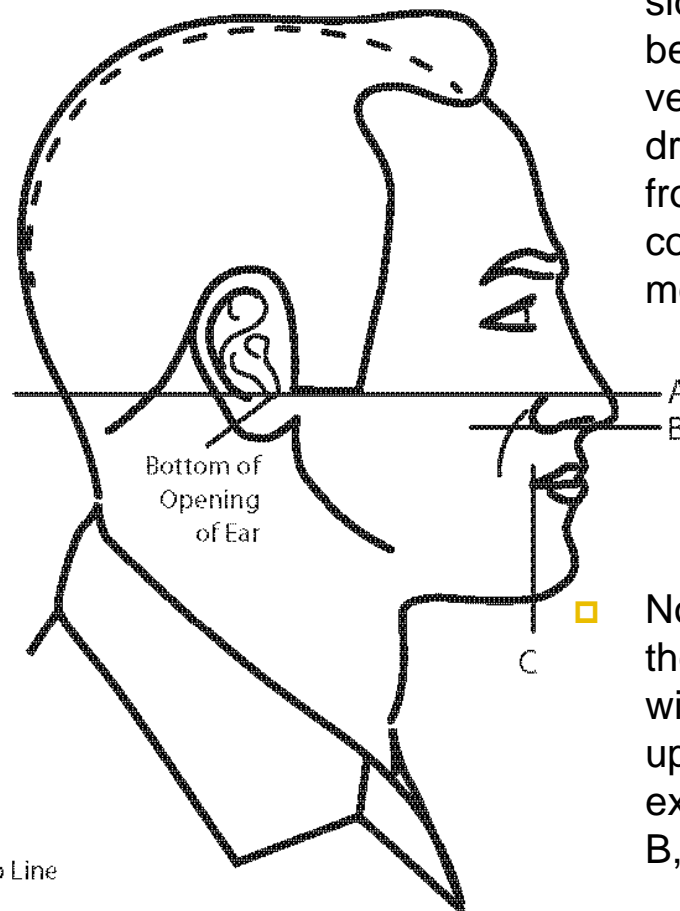


# MALE GROOMING STANDARDS

- Sideburns will not extend below the bottom of the ear opening (A)



- No mustache will extend sideways beyond a vertical line drawn upward from the corners of the mouth (C,D)

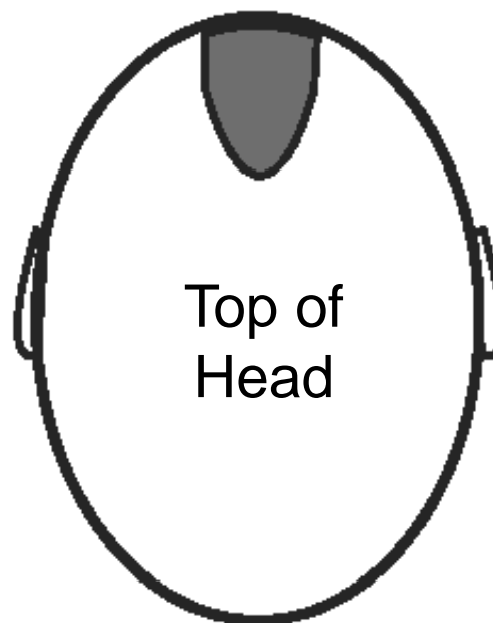



- No portion of the mustache will cover the upper lip line or extend beyond B, C, or D



## UNAUTHORIZED MALE HAIRSTYLE

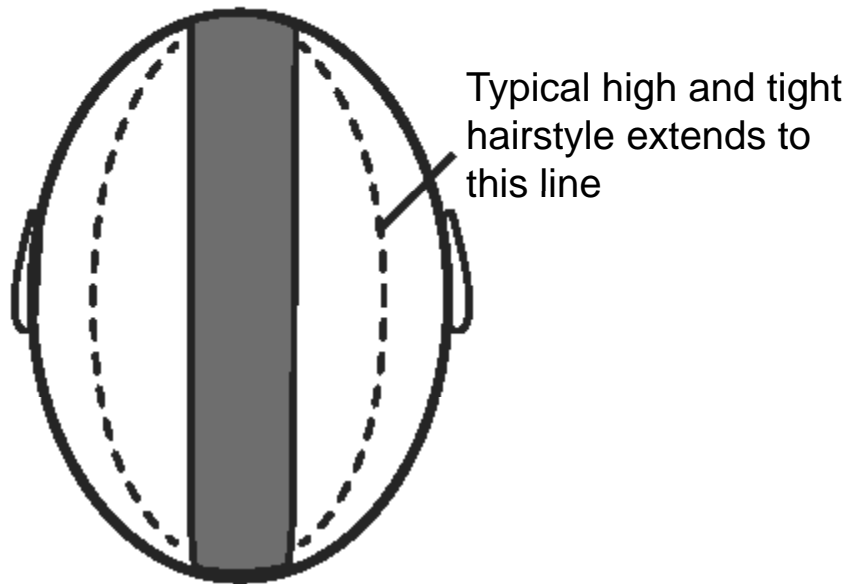
Tear drop: Head is shaved all the way around a patch of hair






# UNAUTHORIZED MALE HAIRSTYLES

Landing Strip or Mohawk:  
Head is shaved all the way  
around a strip of hair



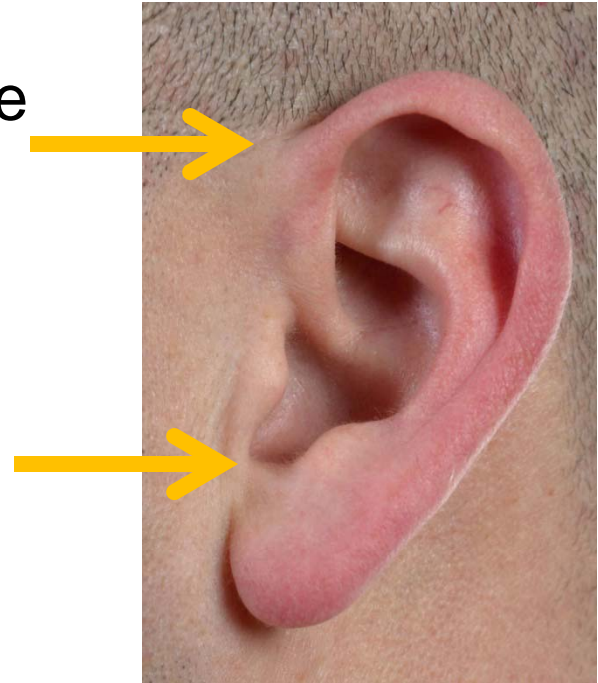
Horseshoe: Head is  
shaved all the way around  
a U-shaped hair area





# SIDEBURNS

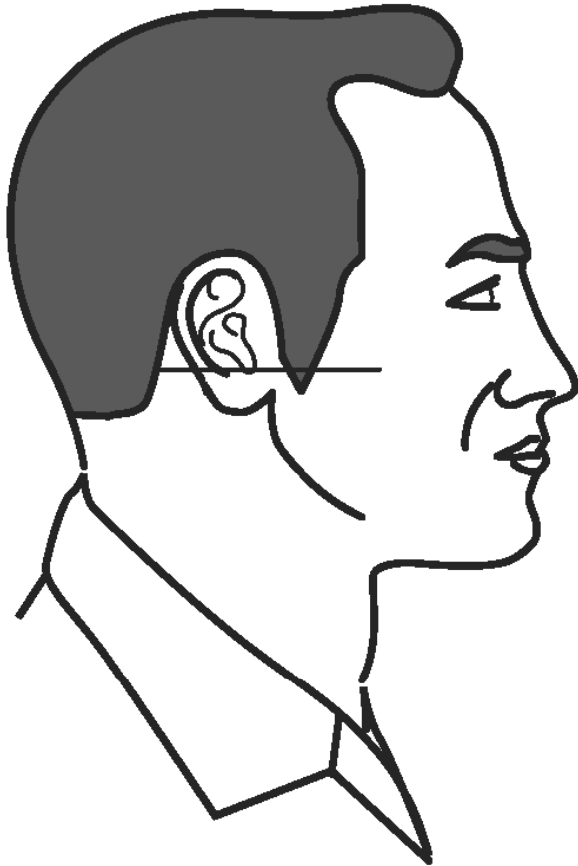
- ❑ Sideburns are hair grown in front of the ear and below the point where the top portion of the ear attaches to the head
- ❑ Sideburns will not extend below the bottom of the ear opening
- ❑ Sideburns will not be styled to taper, flair, or come to a point
- ❑ The length of an individual hair of the sideburn will not exceed 1/8 inch when fully extended







## UNAUTHORIZED SIDEBURNS



- ❑ Sideburn extends below the bottom of the ear opening
- ❑ Sideburn is pointed
- ❑ Hair of sideburn is more than 1/8 in length



## UNAUTHORIZED MALE SIDEBURNS



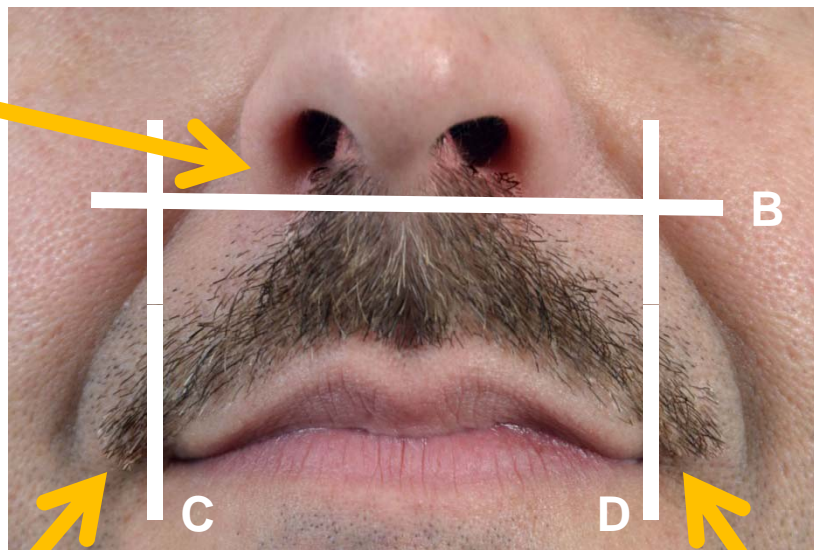
- ❑ Sideburns cannot go lower than the bottom of opening of the ear

- ❑ Sideburn extends below bottom of ear opening



# UNAUTHORIZED MALE MUSTACHE

- Mustache extends beyond B line



- Mustache extends sideways beyond a vertical line drawn upward from the corners of the mouth (C,D)



# FEMALE GROOMING STANDARDS

- ❑ Redefined authorized female hairstyles based on 3 categories of hair length
- ❑ Added hairstyle figures
- ❑ Clarifies standards for braids, cornrows, hair extensions, & wigs
- ❑ Clarifies unauthorized hairstyles (dreadlocks & twists)
- ❑ Added pony tail as authorized hair style during physical training





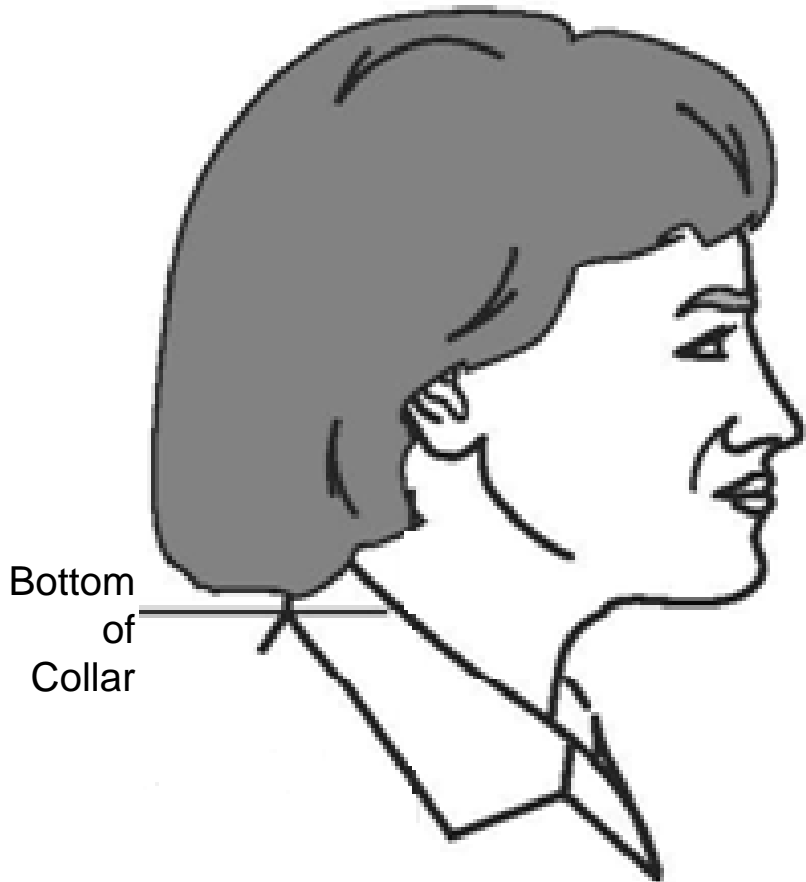
## FEMALE SHORT HAIR LENGTH



- ❑ Defined as hair length that extends no more than 1" from scalp (excluding bangs)
- ❑ Hair may be no short than ¼" from scalp, but may be evenly tapered to the scalp within 2" from the hair line edges
- ❑ Bangs may not fall below the eyebrows & may extend to the hairline at the temple



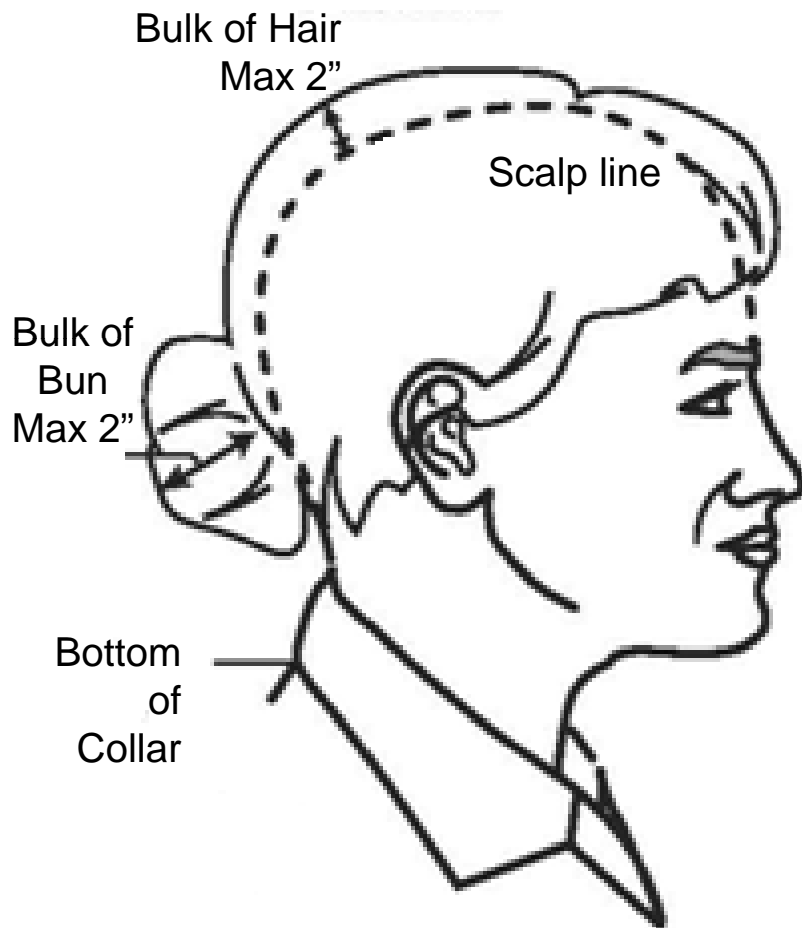
## FEMALE MEDIUM HAIR LENGTH



- ❑ Defined as hair length that extends more than 1" from scalp (excluding bangs) and does not extend beyond the lower edge of the collar
- ❑ Hair may be worn loosely
- ❑ Graduated hairstyles are authorized provided the length has no more than 1" difference from front to back
- ❑ Layered hairstyles are authorized provided each hair's length is generally the same length
- ❑ Bulk of hair (measured from the scalp) will not exceed 2"



# FEMALE LONG HAIR LENGTH



- ❑ Defined as hair length that extends beyond the lower edge of the collar
- ❑ Hair must be neatly and inconspicuously fastened or pinned
- ❑ Bangs are authorized
- ❑ Bulk of hair (measured from the scalp) will not exceed 2" (except a bun, which may extend a maximum of 3 inches from the scalp) and be no wider than the width of the head.



# FEMALE UNAUTHORIZED HAIRSTYLES



- More than 1" difference in length from front to back



- Bangs fall below eyebrows



- Scrunchie color is not similar to hair color





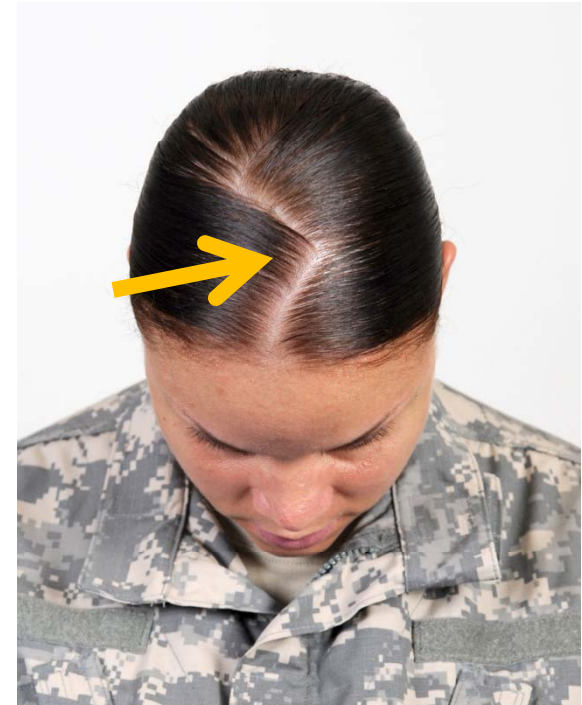
# FEMALE UNAUTHORIZED HAIRSTYLES



- ❑ Hair not properly secured



- ❑ Unbalanced or lopsided hairstyle



- ❑ Part is not one straight line




# FEMALE UNAUTHORIZED HAIRSTYLES


3 Braids



- ❑ Multiple braiding (more than 2 braids) must be small (~1/4") in diameter




- ❑ Headband is not plain



- ❑ Twists are not authorized



# FEMALE UNAUTHORIZED HAIRSTYLES



- ❑ Unauthorized device (claw clip)



- ❑ Loose, unsecured hair



- ❑ Bulk of hair exceeds more than 2" from scalp



## FEMALE BRAIDS



- ❑ Multiple braiding (more than 2 braids) is authorized.
  - ❑ Must be of uniform dimension, small in diameter (approximately 1/4"), show no more than 1/8" of scalp between the braids
  - ❑ Must be tightly interwoven to present a neat, professional, well-groomed appearance
  - ❑ Foreign material (beads or decorative items) will not be braided into the hair
- 
- ❑ Can be worn loose per medium hair length guidelines or secured to the head in the same manner as described for medium or long length hair styles
  - ❑ Ends must be secured only with inconspicuous rubber bands
  - ❑ Multiple braids must encompass the whole head
  - ❑ When braids are not worn loosely, but braided close to the scalp, the braids must start at the front of the head





# **FEMALE TWISTS & DREADLOCKS**

- Twists
  - Defined as twisting two distinct strands of hair around one another to create a twisted rope-like appearance
  - Although some twists may be temporary (can be easily untwisted), they are unauthorized
  - This includes twists formed against the scalp or worn in a free-hanging style
- Dreadlocks
  - Defined as any matted or locked coils or ropes of hair (or extensions)
  - Any style of dreadlock (against the scalp or free-hanging) are not authorized
  - Any unkempt or matted braids or cornrows are considered dreadlocks and are not authorized





# FEMALE CORNROWS

- ❑ Defined as hair rolled (not twisted using two strands) or braided closely to the scalp producing a continuous, raised row of hair
- ❑ Cornrows must be of uniform dimension, small in diameter (approximately 1/4 inch), show no more than 1/8 inch of scalp between the cornrows
- ❑ Must be tightly rolled or braided to present a neat, professional, well-groomed appearance
- ❑ Cornrows must start at the front of the head and continue in one direction in a straight line and end at a consistent location of the head
- ❑ Only one cornrow style (braided or rolled) may be worn at one time





## EXTENSIONS & WIGS

- ❑ Hair extensions are authorized. Extensions must have the same general appearance as the individual's natural hair and otherwise conform to AR 670-1.
- ❑ Wigs must look natural and conform to hair guidelines in AR 670-1.





## PHYSICAL TRAINING



❑ **Physical training.** Long length hair may be worn in a pony tail during physical training. A single pony tail centered on the back of the head is authorized in PT uniform, except when considered a safety hazard. The pony tail is not required to be worn above the collar.

❑ **Physical training in utility uniforms.** Pony tails are authorized while conducting PT in utility uniforms. However, if the helmet is worn during physical training, hair must be secured using normal guidelines set forth in AR 670-1.







## FINGERNAILS

- ❑ Males will not exceed a nail length that extends beyond the tip of the finger
- ❑ Females will not exceed a nail length of  $\frac{1}{4}$  inch as measured from the tip of the finger
- ❑ Females may wear only clear nail polish in all uniforms.
- ❑ Males may not wear nail polish
- ❑ Clear acrylic nails are authorized for females, provided they have a natural appearance and conform to Army standards





## JEWELRY

- ❑ Attaching, affixing, or displaying objects, articles, jewelry, or ornamentation to, through, or under their skin, tongue, or any other body part is prohibited.
- ❑ Rule applies to all Soldiers on or off duty. The only exception is for female Soldiers, who may wear authorized earrings.
- ❑ No change to authorized earrings for females in service, dress, and mess uniforms.
- ❑ When females are off duty, there are no restrictions on wearing earrings so long as the earrings do not create or support ear gauging (enlarged holes in the lobe of the ear).





## DENTAL ORNAMENTATION

- ❑ The use of gold caps, platinum caps, or caps of any unnatural color or texture (permanent or removable) for purposes of dental ornamentation is prohibited.
- ❑ Teeth, whether natural, capped, or veneered, will not be ornamented with designs, jewels, initials, and so forth.
- ❑ Unnatural shaping of teeth for nonmedical reasons is prohibited.





## TATTOO & BRANDING

- ❑ Policy is equal for accessions and current Soldiers; Current Soldiers may keep previously authorized tattoos (grandfathered)
- ❑ Redefined indecent tattoos
- ❑ Added restrictions for locations for unauthorized tattoos
- ❑ Soldiers' current tattoos will be documented in online records to protect Soldiers with grandfathered tattoos and aid with implementing this policy





# TATTOO POLICY

- ❑ Unauthorized tattoo locations:
  - ❑ On the head, face, & neck, (anything above the T-shirt line to include on/inside the eyelids, mouth, & ears)
  - ❑ On the hands, fingers, wrists (below the wrist bone)
  - ❑ Each visible tattoo below the elbow or below the knee must be smaller than the size of the wearer's hand (with fingers extended & joined with the thumb touching the base of the index finger)
  - ❑ Soldiers may have no more than 4 total visible tattoos (smaller than the size of the wearer's hand) below the elbow or below the knee





## TATTOO POLICY

- ❑ Defines small tattoos within a 5 inch diameter as one tattoo
- ❑ Visible band tattoos may be no more than 2” in width; Each band tattoo counts as one tattoo & Soldiers may have no more than one visible band tattoo
- ❑ Sleeve tattoos on arms or legs are unauthorized
- ❑ Officers and Warrant Officers are also restricted to this same policy; Enlisted Soldiers exceeding this limit cannot request commissioning (not grandfathered)





## **CATEGORIES OF UNAUTHORIZED TATTOOS**

- ❑ Extremist tattoos or brands are those affiliated with, depicting, or symbolizing extremist philosophies, organizations, or activities.
- ❑ Indecent tattoos or brands are those that are grossly offensive to modesty, decency, propriety or professionalism.
- ❑ Sexist tattoos or brands are those that advocate a philosophy that degrades or demeans a person based on gender but may not meet the same definition of “indecent.”
- ❑ Racist tattoos or brands are those that advocate a philosophy that degrades or demeans a person based on race, ethnicity, or national origin.





## TATTOO POLICY: VALIDATION

- ❑ Commanders must validate all Soldiers' current tattoos located above the neckline, below the elbows, or below the knees with a description of the shape and color on an official memorandum. Each tattoo will be a photo attachment.
- ❑ Commander ensures it is submitted for filing into the Soldier's Army Military Human Resource Record (AMHRR)
- ❑ Commanders will perform an annual check for new tattoos or brands in prohibited locations
- ❑ Soldier is given a copy for his/her records





## Photograph and Upload Requirements

- ❑ Commanders use same local process to upload documents (such as award certificates) to a Soldier's Army Military Human Resource Record (AMHRR)
- ❑ File must be in multi-page black and white Tagged Image File Format (TIFF) in 300 dpi for upload
- ❑ No requirements for specific camera settings; photo must be clear and visible
- ❑ Use nylon black and white ruler (available in supply system) to help identify tattoo size
- ❑ Photograph entire area (below arm or below leg) to help identify location



# SELF-IDENTIFICATION MEMO



REPLY TO  
ATTENTION OF

DEPARTMENT OF THE ARMY  
COMMAND'S FULL NAME  
MAILING ADDRESS  
CITY, STATE ZIP

OFFICE SYMBOL

DATE

MEMORANDUM FOR Commander, UNIT, CITY, STATE, ZIP

SUBJECT: Self Identification of Existing Tattoos for RANK Last Name, First Name, MI.,  
###-##-#### (SSN)

1. I, RANK LAST NAME, self identify the following existing tattoos located on my head, neck (above the t-shirt line), face, below the elbow on the arms, hands, and below the knees IAW AR 670-1, paragraph 1-9g(3). I further understand I am prohibited from obtaining new tattoos which are prohibited IAW AR 670-1, paragraph 1-9.

- (a) Head. None.
- (b) Neck (above the T-shirt line). None.
- (c) Face. None.
- (d) Below the elbow (on the arms).

(1) 1" x 1" Black Chinese symbol on Soldier's right forearm (Encl 1).

(2) 2" x 1" Black Chinese symbol on Soldier's left forearm (Encl 2).

- (e) Below the knee. None

2. I understand this memo will be posted in my Army Military Human Resource Record.

3. Point of contact for this action is RANK Last Name (unit Commander) at (###) ###-#### or e-mail address.

Encl:

- 1. Photo of Right Arm Tattoo
- 2. Photo of Left Arm Tattoo

FIRST NAME MI. LAST NAME (Soldier)  
SPC, USA

Validated by: FIRST NAME MI. LAST NAME (Commander)  
CPT, FA  
Commanding



Encl 1



Encl 2



# SELF-IDENTIFICATION MEMO



REPLY TO  
ATTENTION OF

DEPARTMENT OF THE ARMY  
COMMAND'S FULL NAME  
MAILING ADDRESS  
CITY, STATE ZIP

OFFICE SYMBOL

DATE

MEMORANDUM FOR Commander, UNIT, CITY, STATE, ZIP

SUBJECT: Self Identification of Existing Tattoos for RANK Last Name, First Name, MI.,  
###-##-#### (SSN)

1. I, RANK LAST NAME, self identify the following existing tattoos located on my head, neck (above the t-shirt line), face, below the elbow on the arms, hands, and below the knees IAW AR 670-1, paragraph 1-9g(3). I further understand I am prohibited from obtaining new tattoos which are prohibited IAW AR 670-1, paragraph 1-9.

(a) Head. None.

(b) Neck (above the T-shirt line). None.

(c) Face. None.

(d) Below the elbow (on the arms). Black and gray scroll tattoo on left forearm, 6" x 2.5" (see Enclosure 1).

(e) Below the knee.

(1) Black tribal scroll tattoo on right calf, 9" x 4" (see Enclosure 2).

(2) Purple and black dragon tattoo on right ankle, 6" x 2" (see Enclosure 3).

2. I understand this memo will be posted in my Army Military Human Resource Record.

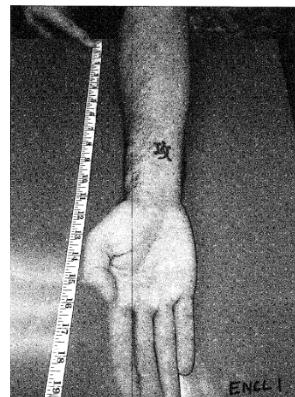
3. Point of contact for this action is RANK Last Name (unit Commander) at (###) ###-### or e-mail address.

Encl:

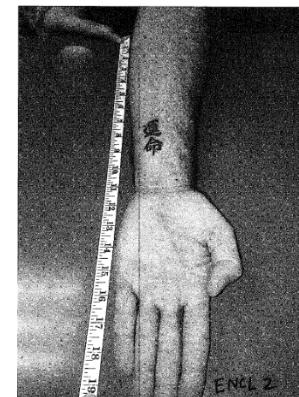
1. Photo of Arm Tattoo
2. Photo of Leg Tattoo
3. Photo of Leg Tattoo

FIRST NAME MI. LAST NAME (Soldier)  
SPC, USA

Validated by: FIRST NAME MI. LAST NAME (Commander)  
CPT, FA  
Commanding



Encl 1



Encl 2

Photos must be in Tagged Image File Format (TIFF), Black and White, 300 DPI



## ANNUAL CHECK

- ❑ Commanders will also conduct an annual check for extremist, indecent, sexist, and racist tattoos
- ❑ Tattoos not above the T-shirt neckline, on the arms, or legs will not be documented on the memo
- ❑ Check is done by the Commander in physical fitness uniform
- ❑ If found, Soldier must be processed in accordance with AR 670-1



## OTHER

- ❑ Soldiers are prohibited from willful mutilation of the body or any body parts in any manner.
- ❑ Examples include, but are not limited to, tongue bifurcation (splitting of the tongue) or ear gauging (enlarged holes in the lobe of the ear, which are beyond the post hole size for conservative earring wearer, no more than 1.6mm).



## ID TAGS & GLASSES



- ❑ Soldiers will wear identification tags at all times while on duty in uniform unless otherwise directed by the commander.
- ❑ Commanders may authorize sunglasses in formations or field environments, as appropriate.
- ❑ Personnel will not hang eyeglasses or eyeglass cases on the uniform and may not let glasses hang from eyeglass restraints down the front of the uniform.
- ❑ Glasses may not be worn on top of the head at any time.
- ❑ Soldiers are authorized to wear ballistic spectacle eye protection issued by the Army, including lens colors or logos in garrison or field environments unless otherwise directed by their chain of command.





# BAGS

❑ Hand carried bags will be conservative and professional in appearance. Bags (to include civilian gym bags, civilian backpacks, or other similar civilian bags) must be carried only in the hand if they do not meet the criteria below.



❑ Shoulder carried bags must be black or matching the camouflage pattern of the worn uniform, and may not have any commercial logos. The contents of the bag may not be visible; therefore, see-through plastic or mesh bags are not authorized. Soldiers may carry authorized bags by hand, on one shoulder using a shoulder strap, or over both shoulders using both shoulder straps.





U.S. ARMY

## **WEAR OF ARMY UNIFORM AT NATIONAL, REGIONAL, & LOCAL EVENTS**

- When Army participation in a public event has been approved in accordance with AR 360-1, commanders are responsible for determining the appropriate uniform for the event.
- Commanders should make use of their protocol or other appropriate supporting staff for decision on wear.



U.S. ARMY





U.S. ARMY

## **COURTESIES & USE OF ELECTRONIC DEVICES**

- ❑ Soldiers will not walk while engaged in activities which would interfere with the hand salute and greeting of the day or detract from a professional image
- ❑ Examples include, but are not limited to, walking while eating, using electronic devices, or smoking cigarettes, cigars, or pipes
- ❑ Soldiers are not authorized to wear wireless and non-wireless devices such as earpieces while wearing Army uniforms
- ❑ Hands-free devices while operating a commercial or military vehicle (to include a motorcycle or bicycle) are allowed if not otherwise prohibited by policy or law IAW AR 385-10
- ❑ Tobacco-free cigarettes (or similar devices) have the same restrictions as cigarettes



U.S. ARMY



## OFFICIAL TRAVEL

- ❑ Personnel on official travel and traveling by commercial travel means will wear the service uniform or appropriate civilian attire. Combat uniforms are no longer authorized.
- ❑ Soldiers may wear the combat uniform on commercial flights only when deploying/redeploying or on rest and recuperation leave to and from the combat theater.
- ❑ Commanders may authorize service or utility uniforms for Soldiers when traveling by commercial travel for emergency leave or casualty assistance duties.





## CIVILIAN CLOTHES

- When on duty in civilian clothes or off duty and outside of their personal dwelling, Army personnel will present a professional image that does not detract from the profession, unless specifically exempted by the commander for specific mission requirements.





## UMBRELLA

- ❑ Soldiers may carry a plain, black umbrella, only during inclement weather, when wearing the service (Class A and Class B), dress, and mess uniforms. Umbrellas are not authorized in formations or when wearing field or utility uniforms. Commanders may further restrict Soldiers' use of umbrellas as appropriate.





## UNIFORM (DA PAM) UPDATES

- ❑ Insignia Representing Regimental Affiliation consists of either a Regimental Distinctive Insignia (RDI) or Distinctive Unit Insignia (DUI). Soldiers may wear either:
  - ❑ RDI: Based on a Soldier's branch/corps/special branch as determined by PMOS or specialty.
  - ❑ DUI: Based on a unit in which the Soldier is serving or previously successfully served.
    - ❑ Soldiers who desire to wear a DUI (in lieu of an RDI) to represent their regimental affiliation must make the request using a DA Form 4187 (Personnel Action). A Soldier's unit personnel office must verify the Soldier's assignment history to verify eligibility before changing the Soldier's records.





## UNIFORM (DA PAM) UPDATES

- ❑ Air Crew Combat Uniform (Flight Suit) – Clarifies that badges or insignia not approved by the Institute of Heraldry are prohibited
- ❑ All Weather Coat – Changes rank for NCOs from non-subdued rank to shoulder marks
- ❑ Windbreaker – Changes rank for NCOs from non-subdued rank to shoulder marks
- ❑ Female General Officer Service Hat – Authorizes optional wear for female GOs
- ❑ Garrison Cap - Removed





# UNIFORM (DA PAM) CLARIFICATION

- Combat Uniforms
  - Clarifies wear of Universal Camouflage Pattern (UCP) and Operation Enduring Freedom Camouflage Pattern (OCP) combat uniforms.
  - Sew-on badges, rank, nametape, and U.S. Army tape are authorized on all combat uniforms (includes patrol cap).





# UNIFORM (DA PAM) CLARIFICATION

## Combat Uniform (Sew-on or Pin-On)

- ❑ When personnel sew on badges, the following must also be sewn on the combat uniform coat:
  - ❑ Nametape
  - ❑ U.S. Army Tape
  - ❑ Rank (Grade Insignia)
- ❑ If a nametape, U.S. Army tape or rank is sewn on, then personnel must sew all three items on
- ❑ This requirement does not apply to the patrol cap
- ❑ Nametape may be sewn on the patrol cap; Rank may be pinned on or sewn on the patrol cap







# UNIFORM (DA PAM) CLARIFICATION

## Badges on Combat Uniforms

- ❑ Personnel may wear up to five badges above the U.S. Army tape so long as space allows for the badges on the individual's uniform. Personnel may only wear one combat or special skill badge from either group 1 or group 2. Soldiers may wear up to five badges from groups 3 and 4.
- ❑ Worn in order of group precedence, from top to bottom and from the wearer's right to left.





# UNIFORM (DA PAM) CLARIFICATION

## Badges on Combat Uniforms

- ❑ When one, two, or three badges are worn, they are centered 1/8 inch above the U.S. Army tape and worn vertically with 1/4 inch between badges.
- ❑ When four badges are worn, they are centered 1/8 inch above the U.S. Army tape, and worn vertically and side-by-side in stacks of two with 1/4 inch between badges vertically and 1/2 inch between badges horizontally.
- ❑ When five badges are worn, they are worn the same as four badges with the additional badge centered 1/4 inch above the top two badges.

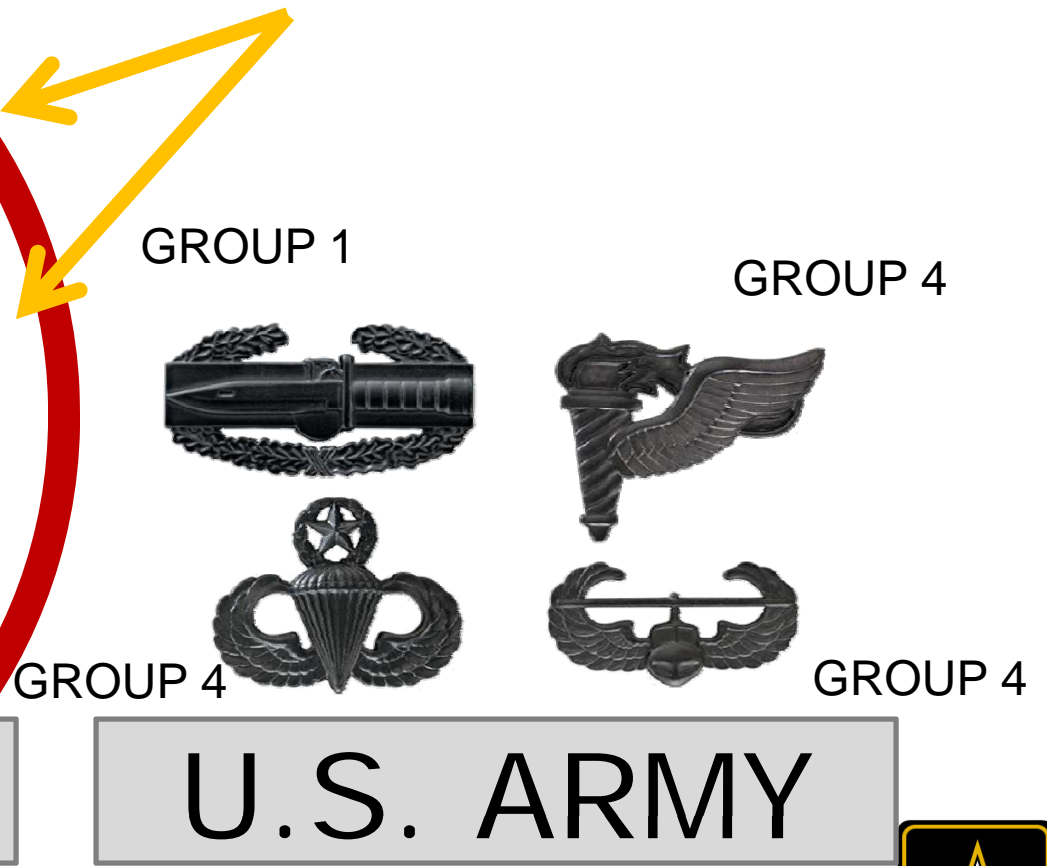
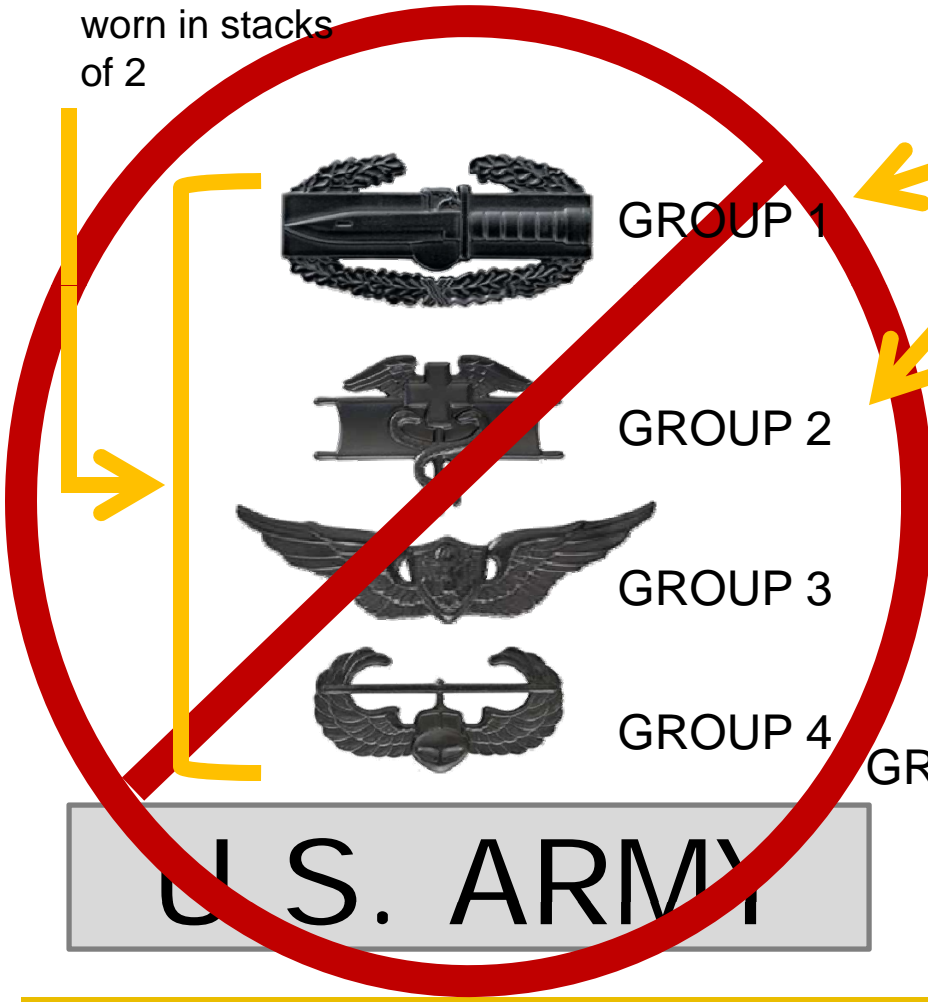




# UNIFORM (DA PAM) CLARIFICATION

- 4 badges worn together are worn in stacks of 2

- Only one badge may be worn from group 1 or group 2





# UNIFORM (DA PAM) CLARIFICATION

## Badges on Service and Dress Uniforms

- ❑ May not wear more than 6 total badges (does not include metal tab replicas).
- ❑ May wear up to 3 combat and special skill badges above the ribbons. Personnel may only wear one combat or special skill badges from either group 1 or group 2 above the ribbons. Soldiers may wear up to three badges from groups 3 and 4 above the ribbons.
- ❑ May not wear more than 3 badges on pocket (does not include metal tab replicas).





# UNIFORM (DA PAM) CLARIFICATION

## Special Skill Tab Replicas

- ❑ Males wear the special skill tab metal replicas with highest precedence (from the wearer's right to left) 1/8 inch below the top of the pocket. Females wear these badges with the upper portion of the badges 1/4 inch below the ribbon bar.
- ❑ Soldiers may wear special skill badges or marksmanship badges 1/4 inch below the metal tab replica(s) only if the Soldier has more than three combined special skill tab metal replicas, special skill badges, marksmanship badges on the pocket flap.





# UNIFORM (DA PAM) CLARIFICATION

## Combat and Special Skill Badges Worn with Tab Replicas





## **RECOMMENDING CHANGES TO POLICY**

- ❑ Submit a DA Form 2028 with full justification. The form must be endorsed through the chain of command (ACOM/ASSC/DRU level) to the Army G-1 for significant changes.
- ❑ Decision made through a board process after full legal review.
- ❑ The Army's process of changing any item of an Army uniform (to include how items are worn) allows a thorough review before implementing any permanent changes.





## OTHER ADMINISTRATIVE ACTIONS

- ❑ Any item not otherwise authorized IAW AR 670-1 must be authorized in writing by Deputy Chief of Staff, G-1
- ❑ Soldiers should address questions regarding AR 670-1 to their immediate chain of command
- ❑ Senior leaders needing clarification should e-mail [usarmy.pentagon.hqda-dcs-g-1.mbx.uniform@mail.mil](mailto:usarmy.pentagon.hqda-dcs-g-1.mbx.uniform@mail.mil)
- ❑ Upon release of AR 670-1, visit the G-1 website (<http://www.armyg1.army.mil/hr/uniform/default.asp>) for additional training and guidance to uniform policies







# **Uniform Policy Leaders Training**

19 March 2014